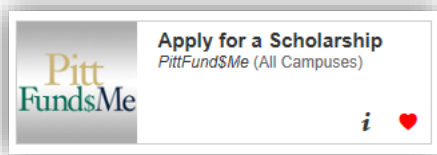
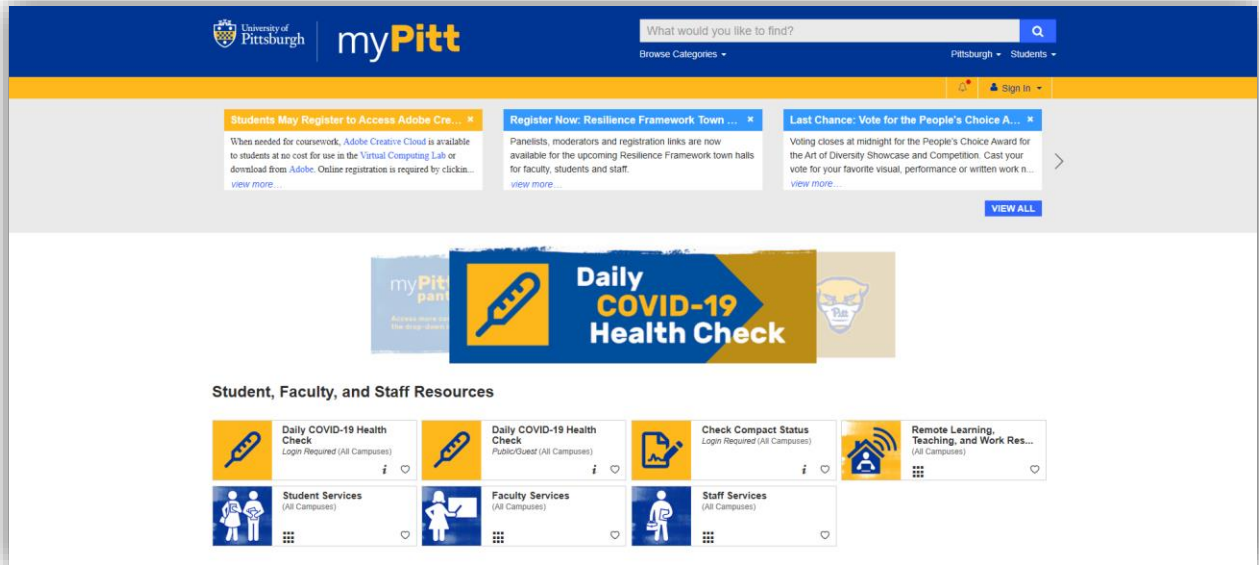
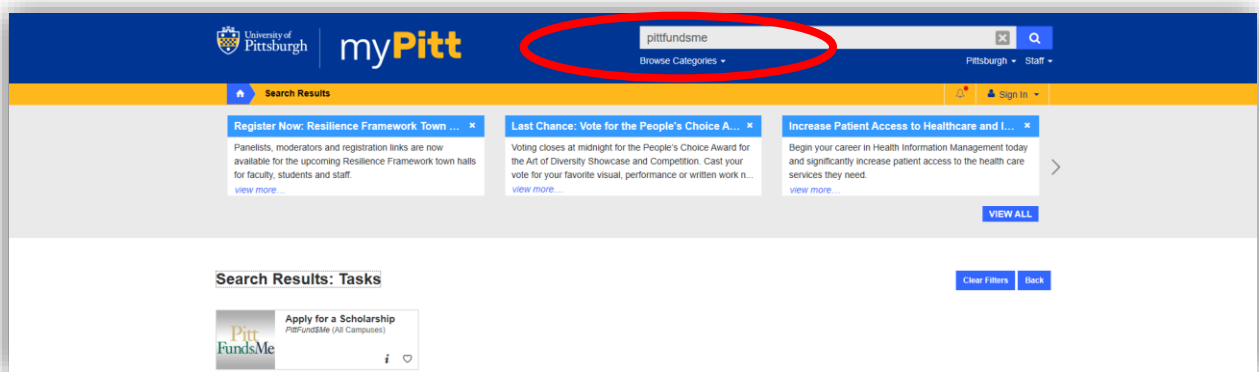


SHRS Scholarship Application Instructions

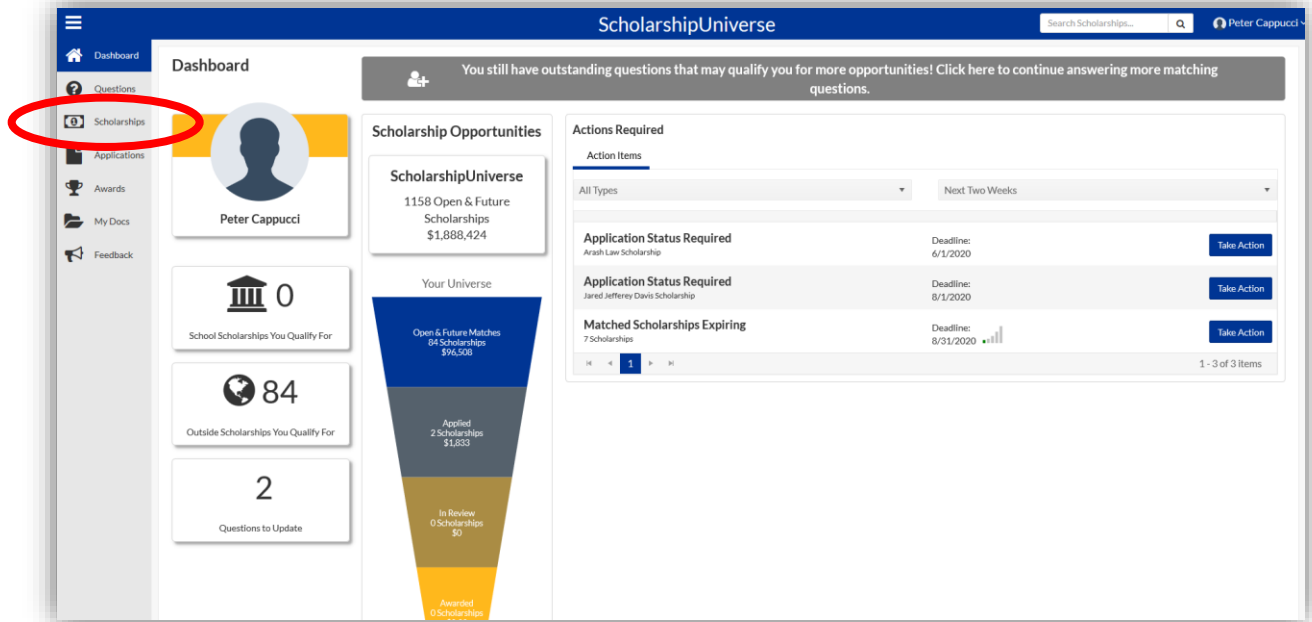
1. Login to my.pitt.edu and click on the “PittFund\$Me” icon



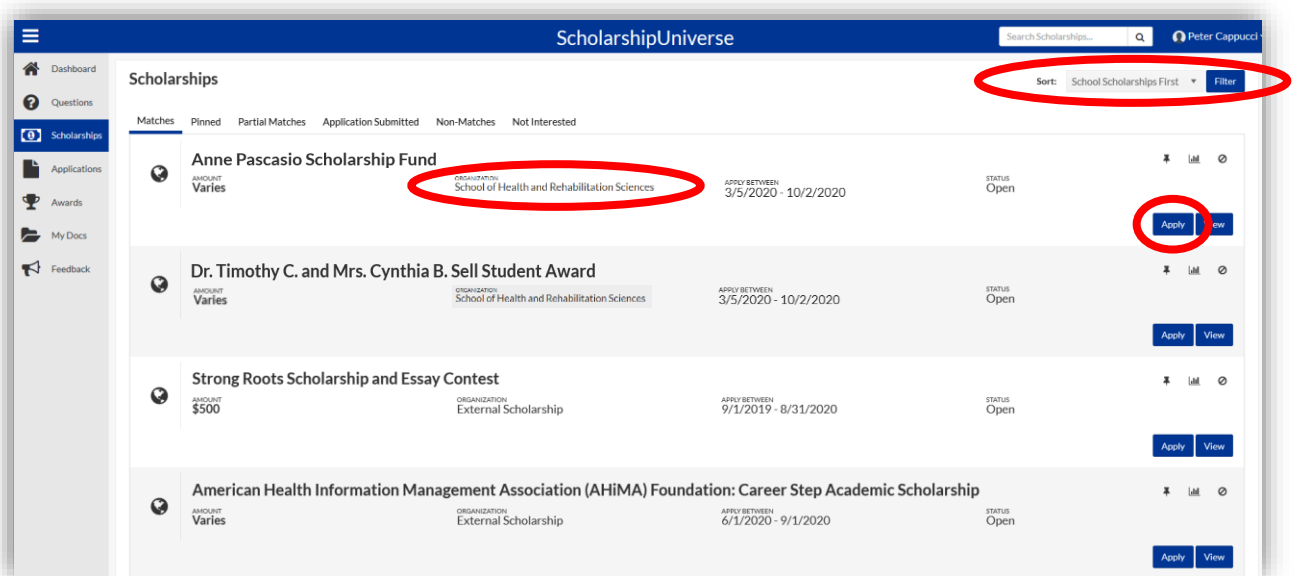
Note: If the icon does not appear use the search box with keywords: 'pittfundsm', 'pittfund\$me' or 'scholarships'



2. Select the icon and you will be directed to the PittFund\$Me Student Dashboard. Select the “Scholarships” tab on the left side menu



3. The Scholarships page will list all scholarships for which you are eligible. The default sort option is “School Scholarships First.” Click “Apply” on all SHRS scholarships for which you are eligible to complete the required applications



4. The Application will start with a listing of all SHRS scholarships for which you are applying. The default option is to apply to all scholarships for which you are eligible.

The screenshot shows a table titled "Application" with two columns: "Scholarship Associated" and "Deadline". Under "Scholarship Associated", there are three entries, each with a checked checkbox: "Anne Pascasio Scholarship Fund", "SHRS Alumni Scholarship Fund", and "JPMC Endowed Scholarship Fund". The "Deadline" column is currently empty.

5. The next page of the application pre-populates (from PeopleSoft) a number of fields. If all the questions have been completed, you will see the below image. Select the verification box and continue.

The screenshot shows the "Verify Eligibility" page. On the left sidebar, "Verify Eligibility" is selected and circled in red. The main content area has the heading "Verify Eligibility" and the instruction "Please review the qualifying questions for this application and ensure your answers are true." Below this is a checkbox labeled "I verify all information above is correct. I will provide supporting documentation if required." This checkbox is also circled in red. At the bottom right of the page, there is a blue "Continue" button with a right-pointing arrow, also circled in red.

6. Complete each tab of the application by following the instructions

The screenshot shows the "SHRS Merit Scholarships" page. The left sidebar has "Criteria" selected. The main content area contains the following text: "To be selected for a SHRS Merit Scholarship, demonstrated financial need will be considered. Financial need is determined by the Office of Admissions and Financial Aid (OAFSA) based on the filing of the Free Application for Federal Student Aid (FAFSA). Please note that by submitting this application, you understand that your financial need information will be shared with the SHRS Executive Committee in order to make a comprehensive decision on scholarship recipients." Below this is another line of text: "International students that are ineligible to file a FAFSA should still complete this scholarship application." At the bottom of the page, there is a blue "Continue" button with a right-pointing arrow.

7. Review your answers on the final screen of the application and click submit at the bottom of the page.
Edits cannot be made after clicking submit

SHRS Merit Scholarships

Criteria

Essay

Review and Submit

Return to Applications

To be selected for a SHRS Merit Scholarship, demonstrated financial need will be considered. Financial need is determined by the Office of Admissions and Financial Aid (OFA) based on the filing of the Free Application for Federal Student Aid (FAFSA). Please note that by submitting this application, you understand that your financial need information will be shared with the SHRS Executive Committee in order to make a comprehensive decision on scholarship recipients.

International students that are ineligible to file a FAFSA should still complete this scholarship application.

SHRS Merit Scholarships require a student to have a 3.5 GPA at the conclusion of the Fall term. If you currently have a GPA that is less than 3.5, but believe that you will raise it by the end of the term, you are still encouraged to apply. Students who do not meet the GPA requirement by the end of the Fall term will not have their applications reviewed by the SHRS Executive Committee.

Please describe a specific event, interaction or educational experience that you had as an SHRS Student and discuss how it has impacted your preparation as a future health professional. For example, it could be an experience from a class as an assignment or something that occurred in the local or global community that significantly influences you.

No answer provided

Previous

Note: You may exit the application prior to final submission and come back to it at a later time. To do so, click on the “Applications” link along the left side of the Student Dashboard and click “Continue.”

ScholarshipUniverse

Search Scholarships... Peter Cappucci

Dashboard

Questions

Scholarships

Applications

My Docs

Feedback

Applications

In Progress (1) Submitted (1)

SHRS Merit Scholarships

ACADEMIC YEAR: None

ORGANIZATION: School of Health and Rehabilitation Sciences

SECTIONS: 2

Continue